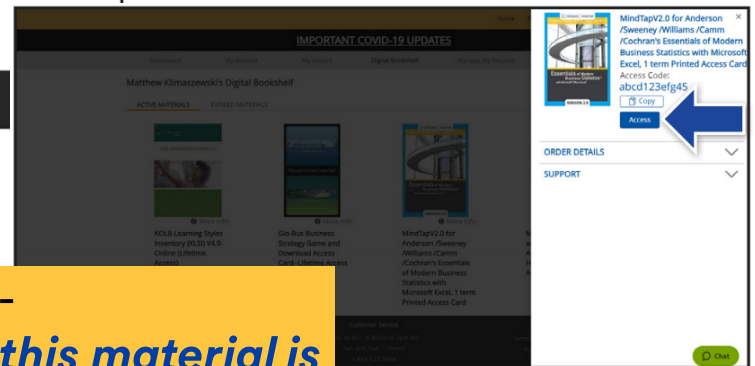
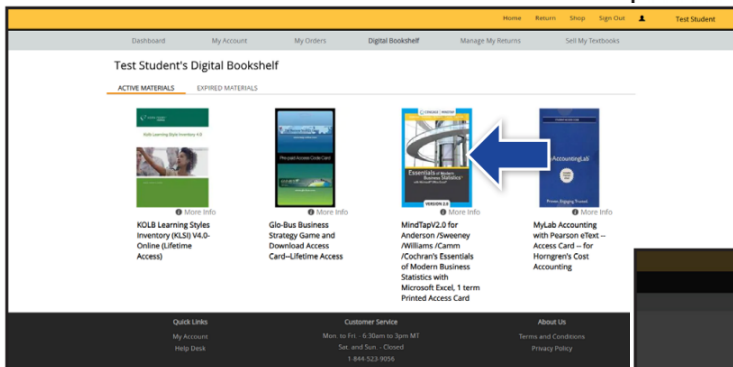
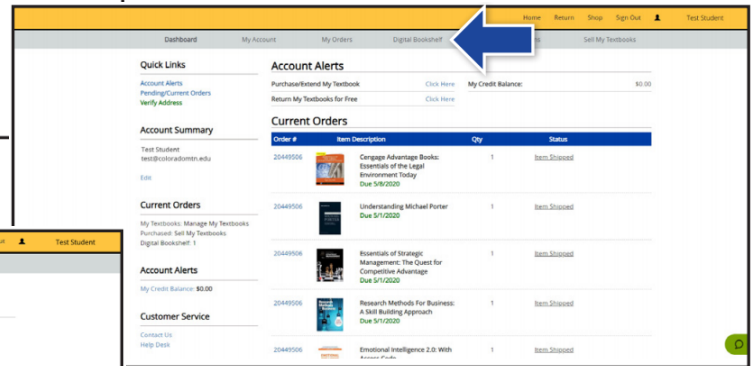




# Accessing Items From Your Digital Bookshelf

1. Login to the LMP portal through Basecamp
2. Select "Digital Bookshelf" from the top menu bar
3. Select the icon of the item you wish to access or select "More Details"
4. Copy your access code and select "Access"



HOW TO ACCESS YOUR DIGITAL MATERIALS

Please Note-  
If you see that **"Access to this material is available via your LMS"**, you will need to access your Course Materials via Canvas LMS (typically under Modules).

CONTACT US RIGHT AWAY WITH ANY DIGITAL OR PHYSICAL TEXTBOOK QUESTIONS

eCampus Chat | 1-844-523-9056 | CMCLMP@ECAMPUS.COM